

MONTHLY STATISTICAL BULLETIN

APRIL 2020

Market capitalization: 178.973.433.820

Turnover: 755.470.810

Number of transactions: 2.695

MBI10: 4.463,98

↑14,43%

↓72,88%

↓44,18%

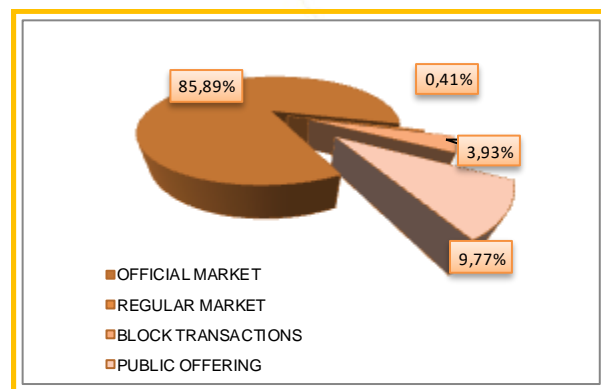
↑23,20%

BASIC INDICATORS

TURNOVER (denars)	March 2020	April 2020	% of change
TRADING IN BEST	1.484.434.935	651.991.389	-56,08
SHARES	1.446.736.000	650.253.090	-55,05
BONDS	37.698.935	1.738.299	-95,39
DAILY AVERAGE TURNOVER (denars)	67.474.315	32.599.569	-51,69
DAILY AVERAGE NUMBER OF TRANSACTIONS	219	134	-38,81
BLOCK TRANSACTIONS	1.301.357.421	29.673.271	-97,72
PUBLIC AUCTIONS	0	0	-
PUBLIC OFFERING	0	73.806.150	-
TOTAL	2.785.792.356	755.470.810	-72,88
NUMBER OF TRANSACTIONS			
TRADING IN BEST	4.805	2.687	-44,08
BLOCK TRANSACTIONS	23	7	-69,57
PUBLIC AUCTIONS	0	0	-
PUBLIC OFFERING	0	1	-
TOTAL	4.828	2.695	-44,18
MARKET CAPITALIZATION (denars)			
MARKET CAPITALIZATION OF SHARES	156.398.219.528	178.973.433.820	14,43
OFFICIAL MARKET-SHARES	152.256.177.213	174.831.391.505	14,83
MARKET OF JOINT STOCK COMPANIES WITH SPECIAL REPORTING OBLIGATIONS	4.142.042.315	4.142.042.315	0,00
MARKET CAPITALIZATION OF BONDS	7.434.117.191	7.434.112.350	0,00
MARKET CAPITALIZATION OF OTHER SECURITIES	313.009.550	314.027.041	0,33
TOTAL MARKET CAPITALIZATION	164.145.346.268	186.721.573.210	13,75
MBI10	3.623,23	4.463,98	23,20
OMB	133,11	133,11	0,00
NUMBER OF LISTED SECURITIES	100	100	0,00
NUMBER OF TRADING DAYS	22	20	-9,09

TURNOVER STRUCTURE

Market segment	Turnover (denars)	Turnover (EUR)	%	Number of transactions
OFFICIAL MARKET	648.885.949	10.517.631	85,89	2.683
REGULAR MARKET	3.105.440	50.335	0,41	4
BLOCK TRANSACTIONS	29.673.271	480.967	3,93	7
PUBLIC OFFERING	73.806.150	1.196.282	9,77	1
TOTAL	755.470.810	12.245.215	100,00	2.695



MONTHLY STATISTICAL BULLETIN

10 MOST LIQUID SHARES (Official market)

Issuer	Max (denars)	Min (denars)	Average price (denars)	Volume	Turnover (denars)	Turnover (EUR)	%	Num. of trans.	Market capitalization (denars)
Komercijalna banka Skopje	6.897,00	5.700,00	6.215,48	53.073	330.747.007	5.360.997	51,11	1.137	14.631.291.071
Alkaloid Skopje	12.950,00	9.414,00	11.129,33	10.751	121.271.305	1.965.655	18,74	433	18.146.879.410
Makpetrol Skopje	72.501,00	46.300,00	58.570,74	1.007	58.694.166	951.360	9,07	288	7.990.987.292
NLB Banka Skopje	17.357,00	13.950,00	15.335,97	3.224	49.314.228	799.322	7,62	150	14.436.620.114
Granit Skopje	1.035,00	774,00	911,35	41.953	38.983.981	631.882	6,02	241	3.106.267.843
TTK Banka Skopje	1.400,00	1.100,00	1.300,99	6.516	8.644.381	140.115	1,34	64	1.267.956.381
Stopanska banka Skopje	1.130,00	914,00	1.035,62	7.733	7.995.372	129.595	1,24	77	19.468.100.700
Makedonijaturist Skopje	5.000,00	4.400,00	4.667,09	1.233	5.949.029	96.426	0,92	35	2.255.414.581
UNI Banka Skopje	1.950,00	1.800,00	1.852,06	2.345	4.352.226	70.544	0,67	32	1.064.674.650
OKTA Skopje	4.200,00	2.930,00	3.501,16	1.180	4.010.513	65.005	0,62	46	3.516.685.045
Rest				22.040	17.185.442	278.555	2,66	178	88.946.514.419
Total				151.055	647.147.650	10.489.455	100,00	2.681	174.831.391.505

TOP GAINERS / TOP LOSERS—OFFICIAL MARKET

Issuer	Average price (denars) 31.03.2020	Average price (denars) 30.04.2020	% of change
TOP GAINERS			
Makpetrol Skopje	50.496,41	71.105,58	40,81
OKTA Skopje	3.000,00	4.155,07	38,50
Stopanska banka Bitola	2.300,00	3.025,00	31,52
Alkaloid Skopje	9.704,50	12.678,13	30,64
Granit Skopje	790,86	1.011,36	27,88
TOP LOSERS			
Teteks Tetovo	1.995,00	1.600,99	-19,75
Prilepska Pivarnica Prilep	37.830,00	31.100,00	-17,79
Osiguruvanje Makedonija AD Skopje -	1.651,00	1.400,00	-15,20
Fustelarko Borec Bitola	1.200,00	1.080,00	-10,00
VV Tikves Kavadarci	4.960,00	4.734,00	-4,56

OVERVIEW OF THE TRADING WITH BONDS

	HIGH (%)	LOW (%)	Last daily average price(%)	Last trading day	Volume (in EUR)	Turnover (denars)	Turnover (EUR)	Yield to maturity *
Government bonds-denationalization XV issue (RMDEN15)	99,00	99,00	99,00	03.4.2020	20.000	1.221.561	19.800	2,34%
Government bonds-denationalization XVIII issue (RMDEN18)	98,70	98,70	98,70	29.4.2020	8.486	516.738	8.376	2,32%

* The model for calculation of annual average yield to maturity is adapted to the characteristics of the bonds. Calculation date is 30.04.2020 using the last average price of the bonds.

MONTHLY STATISTICAL BULLETIN

MBI10

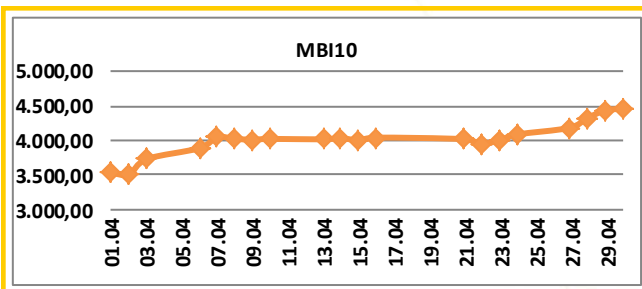
Value at 30.04.2020

4.463,98

MAX Value in April (30.04.2020) 4.463,98

MIN Value in April (02.04.2020) 3.509,60

% of change from 30.12.2019 -3,98%

All about MBI10 on: <http://www.mse.com.mk/Indicies.aspx?Index=MBI10>

Composition of MBI10

Composition of MBI10	Turnover (denars)	Volume	Num. of trans.	Last average price	% of monthly change of price
Alkaloid AD Skopje	139.466.840	12.410	437	12.678,13	30,64
Granit AD Skopje	38.983.981	41.953	241	1.011,36	27,88
Komercijalna banka AD Skopje	330.747.007	53.073	1.137	6.419,86	6,52
Makpetrol AD Skopje	61.985.882	1.080	289	71.105,58	40,81
Makedonijaturist AD Skopje	8.635.049	1.767	36	4.987,13	13,34
Stopanska banka AD Skopje	7.995.372	7.733	77	1.115,00	25,85
TTK banka AD Skopje	14.144.381	11.516	65	1.396,60	19,78
Makedonski Telekom AD Skopje	1.105.210	3.735	21	302,56	12,55
Stopanska banka AD Bitola	3.293.033	1.329	34	3.025,00	31,52
NLB Banka AD Skopje	49.314.228	3.224	150	16.903,50	21,80

OMB

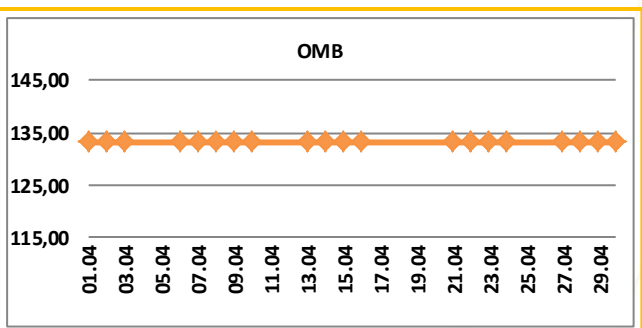
Value at 30.04.2020

133,11

MAX Value in March (02.04.2020) 133,11

MIN Value in March (02.04.2020) 133,11

% of change from 30.12.2019 0,15%

All about OMB on: <http://www.mse.com.mk/Indicies.aspx?Index=OMB>

Composition of OMB

Composition of OMB	Turnover (denars)	Volume	Num. of trans.	Last average price	% of monthly change of price
Government bonds-denationalization X issue (RMDEN10)		0	0	99,00	0,00
Government bonds-denationalization XI issue (RMDEN11)		0	0	99,00	0,00
Government bonds-denationalization XII issue (RMDEN12)		0	0	99,50	0,00
Government bonds-denationalization XIII issue (RMDEN13)		0	0	99,00	0,00
Government bonds-denationalization XIV issue (RMDEN14)		0	0	99,20	0,00
Government bonds-denationalization XV issue (RMDEN15)	1.221.561	20.000	1	99,00	0,00
Government bonds-denationalization XVI issue (RMDEN16)		0	0	99,00	0,00
Government bonds-denationalization XVII issue (RMDEN17)		0	0	99,00	0,00
Government bonds-denationalization XVIII issue (RMDEN18)	516.738	8.486	1	98,70	0,00



MONTHLY STATISTICAL BULLETIN

MBI10 LISTED COMPANIES RATIOS

Issuer	P/E Ratio ¹	Dividend yield ²	Foreign investors participation in April 2020	Foreign investors participation in March 2020	Change
Alkaloid AD Skopje	17,14	2,96%	2,97%	2,98%	-0,01%
Granit AD Skopje	9,88	3,07%	5,04%	5,07%	-0,03%
Komercijalna banka AD Skopje	7,60	9,03%	3,24%	3,24%	0,00%
Makpetrol AD Skopje	8,60	1,94%	1,24%	1,30%	-0,06%
Makedonijaturist AD Skopje	19,82	4,88%	0,80%	0,80%	0,00%
Stopanska banka AD Skopje	8,16	6,59%	92,38%	92,38%	0,00%
TTK banka AD Skopje	10,77	8,55%	1,25%	1,26%	-0,01%
Makedonski Telekom AD Skopje	19,74	5,97%	1,48%	1,48%	0,00%
Stopanska banka AD Bitola	68,58	0,00%	3,33%	3,48%	-0,15%
NLB banka AD Skopje	7,49	0,00%	87,88%	87,88%	0,00%

[1] Share price at last day of trading in currently month,/ Earnings per share

[2]The ratios are calculated using the data from the last published Audited financial reports and last paid dividend.

FOREIGN INVESTORS—OFFICIAL MARKET

April 2020	Foreign Legal investors April 2020	Foreign private investors April 2020	Total Foreign entities April 2020	Total Foreign entities March 2020	Change
Shares[3]	34,89%	1,19%	36,08%	36,08%	0,00%
Bonds[4]	0,12%	0,05%	0,17%	0,17%	0,00%
Total Official market	33,71%	1,15%	34,86%	34,86%	0,00%

[3] Data as last day of trading in currently month according to the Central Securities Depository, regarding the participation of the foreign investors in the number of shares.

[4]Data as last day of trading in currently month according to the Central Securities Depository, regarding the participation of the foreign investors in the total nominal value of bonds.

FOREIGN AND DOMESTIC INVESTORS IN THE TOTAL TURNOVER [5]

	BUYING % of total	SELLING % of total
Foreign private investors	0,33%	1,27%
Foreign Legal investors	0,05%	0,30%
Total Foreign Legal entities	0,38%	1,58%
Domestic private investors	76,66%	69,46%
Domestic Legal investors	22,96%	28,96%
Total Domestic Legal entities	99,62%	98,42%

[5]Data as last day of trading in currently month according to the Central Securities Depository, regarding the participation of the foreign and domestic investors in the total turnover.

TURNOVER PER MEMBERS / in denars

Member	Code	Trading in BEST system	% of trading in BEST sys.	Block (denars)	% block	Public auctions	% of Public auctions	Public offering	% of Public offering	Total
ILIRIKA INVESTMENTS AD Skopje	IL	351.244.129	26,94	0	0,00	0	0,00	0	0,00	351.244.129
NLB Banka AD Skopje	TN	146.172.686	11,21	0	0,00	0	0,00	147.612.300	100,00	293.784.986
Komercijalna banka AD Skopje	KB	255.950.106	19,63	6.583.432	11,09	0	0,00	0	0,00	262.533.538
Eurohaus AD Skopje	EH	178.060.476	13,66	5.754.390	9,70	0	0,00	0	0,00	183.814.866
INVESTBROKER AD Skopje	MI	142.680.284	10,94	5.372.040	9,05	0	0,00	0	0,00	148.052.324
TTK Banka Skopje	TK	56.645.043	4,34	41.636.680	70,16	0	0,00	0	0,00	98.281.723
INOVO BROKER AD Skopje	IN	72.362.508	5,55	0	0,00	0	0,00	0	0,00	72.362.508
Stopanska banka AD Skopje	SB	34.094.697	2,61	0	0,00	0	0,00	0	0,00	34.094.697
Sparkasse banka AD Skopje	SP	27.653.007	2,12	0	0,00	0	0,00	0	0,00	27.653.007
Eurostandard Banka AD Skopje	ES	24.648.528	1,89	0	0,00	0	0,00	0	0,00	24.648.528
Fersped Broker AD Skopje	FR	14.471.314	1,11	0	0,00	0	0,00	0	0,00	14.471.314
Total		1.303.982.777	100,00	59.346.542	100,00	0	100,00	147.612.300	100,00	1.510.941.619

Turnover via BEST system and turnover in block trades is calculated on the basis of double counting, in order to include the executed cross trades by the MSE members in the structure of the overall MSE turnover. As since July 13, during the government auctions on the selling side there is no brokers (i.e. MSE performs this role), the turnover derived from government auctions is still calculated on the basis of single counting.

MONTHLY STATISTICAL BULLETIN

AS A REMINDER

The product of the Macedonian Stock Exchange **BESTNET ANALYTICS** is a modern internet service that helps investors in building well-founded investment strategies and in bringing valuable investment decisions.

BESTNET ANALYTICS contains:

- Data for more than **100** companies traded on the Macedonian Stock Exchange
- More than **70** different financial indicators of companies and more than **40** indicators for banks
- Monitoring and comparing the values for the last **3** years
- Tracking results by quarters
- Data in den, euros and dollars
- Data for paid dividends from companies for the last **4** years
- Data for the major shareholders of the company
- Data for management bodies of the company
- Data for related companies
- Comparison and monitoring of a large number of financial indicators
- Monitoring indicators by sectors and industries
- Graphic display of technical indicators
- Over **40** technical indicators and oscillators
- Monitoring of investments, determining their current value
- Calculation of gains / losses from unrealized transactions
- Calculation of gains / losses from trades executed
- Simulated portfolios

Шифра на XB	Датум на трансакција	Број на трансакција	Количина	Куповна вредност - вкупно (во ден.)	Датум на последна цена	Последна просечна цена	Вкупна вредност (во ден.)	Нереализирана добитка / загуба (во ден.)	% промена од вкупна вредност на XB	% од вредноста на вкупните вложувања
скратен преглед на поединечна трансакција										
GRNT	17.02.2009	X52515136	600,00	360.000,00	21.01.2009	653,11	391.866,00	1.800.000,00	133,33%	3,74%
TELE	11.06.2009	1235649	600,00	360.000,00	21.01.2009	653,11	391.866,00	31.866,00	8,85%	1,00%
детален преглед на поединечна трансакција										
P.Македонија - денационализација 01 (PMDE01)										
Тип на хартија	Bond		Куповна вредност - вкупно (во ден.)		107.092,08		Датум на последна цена		27.11.2007	
Датум на трансакција	11.07.2008		Последна просечна цена		85,00		Нето вредност (во ден.)		116.662,50	
Број на трансакција	1919		Акмулирана камата (во ден.)		1.238,85		Вкупна вредност (во ден.)		117.888,35	
Количина	2.250,00		Нереализирана добитка / загуба (во ден.)		11.198,57		% промена од купување на XB		10,05%	
Куповна цена (во %)	77,50		% од вредноста на вкупните вложувања		0,30%					
Номинална вредност	1,00 EUR									
Куповна вредност (во ден.)	106.689,77									
Купена акумул. камата (во ден.)	402,31									
Трансакциони трошоци (во ден.)	500,00									
TOTAL			36.067.092,08		62.684.319,35		26.617.629,57		100,00%	


Опис на XB	Податоци од тргувањето
Лазарен сегмент	Официјален пазар
Лазарен подсегмент	Берзанска котација - обични акции
Тип на XB	Обични акции
ISIN број	MKALKA101011
Вкупни издадени XB	1431353
Шифра на XB	ALK
Номинална вредност	25,56 EUR
Дејења на цената и прометот	
Највисока цена во посл. 52 недели	4.599,00
Најниска цена во посл. 52 недели	3.799,00
% промена во посл. 30 дена	8,48%
% промена во посл. 3 месеци	6,98%
% промена во посл. 6 месеци	0,80%
% промена во посл. 1 година	-4,07%
Просечен дневен промет во посл. 30 дена	645.146,23
Просечен дневен промет во посл. 3 месеци	812.362,12
Просечен дневен промет во тековната година	626.836,29
Просечен дневен промет во посл. 52 недели	1.304.591,88
Показатели по акција за издавачот	
Коefициент цена / добитка	10,43
Дивиденден принос	3,98%
Коefициент цена / Книговодствена вредност по акција	0,91
Коefициент цена / Акмулирана добитка по акција	2,62
Коefициент цена / приходи од продажба	1,01
Коefициент цена / парични прилими од оперативни активности	13,59
Коefициент цена / оперативна добитка	8,93
Коefициент цена / EBITDA	6,35
Највисок P/E во посл. 52 недели	11,46
Најнисок P/E во посл. 52 недели	9,47
Нето добитка по акција за посл. 12 месеци	430,59
Коefициент цена / добитка за посл. 12 месеци	9,77

For more information on : www.bestnet.com.mk



КомРау апликација на Комерцијална банка

ТВОЈОТ МОБИЛЕН ПАРИЧНИК



комерцијална Банка
ај Скопје



mastercard.

Со новата апликација на **Комерцијална банка** повеќе не мора да носиш паричник со себе. Сега со **КомРау** можеш едноставно и сигурно да плаќаш со твојот мобилен телефон. Симни ја бесплатно од Google Play и искористи го промотивниот период за бесплатна дигитализација на две **Mastercard®** картички. Апликацијата е достапна за мобилни телефони со најмалку Android™ 4.4 и NFC технологија.

За повеќе информации посети ја нашата веб-страница или некоја од нашите филијали.

Android е заштитен знак на Google LLC.

www.kb.com.mk
контакт центар: (02) 3 296 800